

Installation tutorial

MASTERSTOP bentonite swelling tape

Dim: 20x10 mm black

article number: 010017



[Show product](#)



Productvideo in more languages



Installation tutorial:



Installation with swelling tape adhesive:

The substrate must be clean, dry, and free of loose particles.

Apply the swelling tape adhesive in the centre of the joint in a uniform bead (width 8-10 mm) out of the cartridge onto the surface.

The subsequent concrete covering must be at least 8 cm on all sides.




Once the swelling tape adhesive has been applied in the centre of the joint, the **MASTERSTOP bentonite swelling tape** is placed on the adhesive and gently pressed on, moving it slightly back and forth, crosswise to the longitudinal axis.

When the tape is fixed, the adhesive should slightly ooze out on both sides.

This guarantees a complete fixation.

Ready for use after 4 – 6 hours (depending on weather conditions)




Installation with swelling tape grid:

The substrate must be clean, dry, and free of loose particles.

Place the **MASTERSTOP bentonite swelling tape** in the centre of the joint.

The subsequent concrete covering should be at least 8 cm on all sides.




Position the swelling tape correctly.


Push the fixing grid firmly onto the **MASTERSTOP bentonite swelling tape**.

Fasten using corresponding nails and either by hand or mechanically using a bolt-firing tool.

The distance between nails must not exceed 20 cm in the longitudinal direction of the swelling tape.



Both, straight and angle joints need to be butt jointed. The joint areas must be form-fit in order to avoid any discontinuity in the system.



In the case of butt joints in the straight line and the use of swelling tape grids, the joints of swelling tape and swelling tape grid should be offset.

Accessories

Swelling tape adhesive

cartridge 310 ml Single-component, solvent-free sealant for bonding of MASTERSTOP bentonite swelling tapes. Usage: 40 – 50 ml/m ...

Basis

All dimensions and information in this data sheet reflect the results of the laboratory tests that have been carried out. Deviations from the values determined by us under laboratory conditions are possible due to environmental and operating conditions beyond our control. The data in this data sheet only applies for the product delivered by us. The product data corresponds only to the specifications in Germany. Possible country-specific deviations are not taken into account here.

Indication of law

The technical information reflects our current knowledge of MASTERSTOP bentonite swelling tape. It is intended only as information for users. As we do not know the envisaged applications and processing conditions, it is the responsibility of the user to carefully check that the product is suitable for the intended purposes. Due to the different components at the installation site and the working conditions in place there, MASTERTEC cannot provide any guarantee whatsoever for the result of the work. Claims arising from any legal relationship can only be recognised in the event of wilful intent or gross negligence, irrespective of the statements made here or advice provided verbally. In this case the user must prove that he has provided MASTERTEC in writing with all the information required to correctly assess the installation situation in good time. Subject to necessary product specifications or further developments. By providing this information MASTERTEC does not intend to infringe third-party rights. The latest data sheet in each case applies. Our corresponding terms and conditions of sale and delivery apply.

The previous data sheets are no longer valid

Printdate 30.12.2020