

# Installation tutorial

## Mastertec EasySeal 1K special roller

EasySeal 1K application tools in professional quality.  
Width 18 cm

article number: 050120

[Show product](#)



# Installation tutorial:



The **Mastertec EasySeal 1K** system comprises the waterproofing materials (**Mastertec EasySeal 1K** and **Mastertec EasySeal 1K non-woven**) as well as the corresponding application tools (roller grid, special roller, roller frame, pressure roller, corner roller and brush).



The bucket contains 2 bags of 7 kg **Mastertec EasySeal 1K** each.

This allows a material-saving use and avoids unintended drying out of too much sealing material.



## Preparatory work:

The vertical joints of precast concrete elements are filled before applying **Mastertec EasySeal 1K**.



Clean the surface of the concrete wall from loose parts before coating.



Mark the width of the area to be coated.

The coated joint should be at least 16 cm wide on the left and right.

Total width of the coating: min. 32 cm.



Cut the non-woven to the desired length with scissors or a cutter knife.




### Application of Mastertec EasySeal 1K:

Remove the single bags from the bucket.

Open the bags and pour the Mastertec EasySeal 1K into the bucket.

Mastertec EasySeal 1K can be processed immediately.

No mixing required




Full-surface application of the first coating layer


**Mastertec EasySeal 1K** with the special roller.

Layer thickness min. 1.2 mm (dry layer thickness)


Usage approx. 0.6 kg per metre/joint



The fillets or areas that cannot be reached with the roller must be coated with a brush or corner roller.




Align the pre-cut **Mastertec EasySeal 1K non-woven** on the first coating layer of **Mastertec EasySeal 1K** and press it on gently.



Roll the **Mastertec EasySeal 1K non-woven** into the coating completely with the pressure roller.

This working step makes it possible to apply the second coating layer of **Mastertec EasySeal 1K** after approx. 2-3 hours, depending on the temperature and air humidity.



Full-surface application of the second coating layer of **Mastertec EasySeal 1K** with the special roller.

Layer thickness min. 1.2 mm (dry layer thickness)

Usage approx. 0.6 kg per meter/joint

The edge area of the **Mastertec EasySeal 1K non-woven** must be completely covered.



Finished horizontal joint - foundation/wall connection without fillet



Finished waterproofing with **Mastertec EasySeal 1K**. Combination of vertical joints (wall/wall) and horizontal joint (foundation/wall).



### Overlapping at crossing points:

The vertical joints are always prepared first with **Mastertec EasySeal 1K** and **Mastertec EasySeal 1K non-woven**.

The horizontal joints are then treated in the same way.

The overlap width of the non-woven at the crossing from the vertical to the horizontal joints must be at least 10 cm. The second coating layer of **Mastertec EasySeal 1K** is then applied over the complete sealing area.

Overlaps along the joint must be carried out as described for overlapping in the crossing area.

The overlap width here is also at least 10 cm.

The completely resilient waterproofing must be protected immediately with suitable protective, drainage or insulation boards. Point and linear loads must be avoided.

# Accessories

## Mastertec EasySeal 1K roller frame

roller frame for 18 cm special  
roller ...

## Mastertec EasySeal 1K roller grid

EasySeal 1K application tools  
in professional quality Size 24  
x 22 cm ...



## Basis

All dimensions and information in this data sheet reflect the results of the laboratory tests that have been carried out. Deviations from the values determined by us under laboratory conditions are possible due to environmental and operating conditions beyond our control. The data in this data sheet only applies for the product delivered by us. The product data corresponds only to the specifications in Germany. Possible country-specific deviations are not taken into account here.

## Indication of law

The technical information reflects our current knowledge of Mastertec EasySeal 1K special roller. It is intended only as information for users. As we do not know the envisaged applications and processing conditions, it is the responsibility of the user to carefully check that the product is suitable for the intended purposes. Due to the different components at the installation site and the working conditions in place there, MASTERTEC cannot provide any guarantee whatsoever for the result of the work. Claims arising from any legal relationship can only be recognised in the event of wilful intent or gross negligence, irrespective of the statements made here or advice provided verbally. In this case the user must prove that he has provided MASTERTEC in writing with all the information required to correctly assess the installation situation in good time. Subject to necessary product specifications or further developments. By providing this information MASTERTEC does not intend to infringe third-party rights. The latest data sheet in each case applies. Our corresponding terms and conditions of sale and delivery apply.

## The previous data sheets are no longer valid

Printdate 30.12.2020