

Installation tutorial


MASTER joint sheet metal SFG-adjustable

crack inducing element for straight butt joints


article number: 070250




[Show product](#)



Installation tutorial:



The first cavity wall element is positioned with VB joint sheet metal acting as the foundation/wall waterproofing element.



The **SFG profile** is set vertically and overlapped with the joint sheet metal (overlap ≥ 5 cm).




The adjustable mounting brackets are adjusted to fix them on the face of the cavity wall.




The wall formwork is drilled in order to fix the mounting bracket.



The mounting bracket is fixed with a drive-in plug.



The overlapping area on the floor/wall joint sheet metal is secured with two fixing clips.



Installation of the **SFG profile** is complete; the next cavity wall element can be placed.

Status: 23.03.2022

Basis

All dimensions and information in this data sheet reflect the results of the laboratory tests that have been carried out. Deviations from the values determined by us under laboratory conditions are possible due to environmental and operating conditions beyond our control. The data in this data sheet only applies for the product delivered by us. The product data corresponds only to the specifications in Germany. Possible country-specific deviations are not taken into account here.

Indication of law

The technical information reflects our current knowledge of MASTER joint sheet metal SFG-adjustable. It is intended only as information for users. As we do not know the envisaged applications and processing conditions, it is the responsibility of the user to carefully check that the product is suitable for the intended purposes. Due to the different components at the installation site and the working conditions in place there, MASTERTEC cannot provide any guarantee whatsoever for the result of the work. Claims arising from any legal relationship can only be recognised in the event of wilful intent or gross negligence, irrespective of the statements made here or advice provided verbally. In this case the user must prove that he has provided MASTERTEC in writing with all the information required to correctly assess the installation situation in good time. Subject to necessary product specifications or further developments. By providing this information MASTERTEC does not intend to infringe third party rights. The latest data sheet in each case applies. Our corresponding terms and conditions of sale and delivery apply.

The previous data sheets are no longer valid

Print date 19.03.2024