


Installation tutorial

RONDO MINI 40-exterior seal

sealing collars for waterproofing of plastic or fibre cement distance tubes. Diameter 22/40 mm

article number: 090873



[Show product](#)



Product video in further languages




Installation tutorial:




1

Fibre cement distance tube, RONDO MINI, 2 fastening straps



2

Slide the **RONDO MINI** onto the distance tube



3

Position **RONDO MINI** in the centre before fastening



4

Tighten both fastening straps by hand



The fastening straps can also be tightened using pliers



RONDO MINI installation complete

Status: 23.03.2022

Basis

All dimensions and information in this data sheet reflect the results of the laboratory tests that have been carried out. Deviations from the values determined by us under laboratory conditions are possible due to environmental and operating conditions beyond our control. The data in this data sheet only applies for the product delivered by us. The product data corresponds only to the specifications in Germany. Possible country-specific deviations are not taken into account here.

Indication of law

The technical information reflects our current knowledge of RONDO MINI 40-exterior seal. It is intended only as information for users. As we do not know the envisaged applications and processing conditions, it is the responsibility of the user to carefully check that the product is suitable for the intended purposes. Due to the different components at the installation site and the working conditions in place there, MASTERTEC cannot provide any guarantee whatsoever for the result of the work. Claims arising from any legal relationship can only be recognised in the event of wilful intent or gross negligence, irrespective of the statements made here or advice provided verbally. In this case the user must prove that he has provided MASTERTEC in writing with all the information required to correctly assess the installation situation in good time. Subject to necessary product specifications or further developments. By providing this information MASTERTEC does not intend to infringe third party rights. The latest data sheet in each case applies. Our corresponding terms and conditions of sale and delivery apply.

The previous data sheets are no longer valid

Print date 01.05.2024