

Installation tutorial


RONDO sealing collar RO 200 - Ecco

Tightening of pipes with outer diameter 197 - 210 mm for example for sewage pipe DN 200

article number: 091059



[Show product](#)



Installation tutorial:



The **RONDO sealing collar** is supplied ready-to-install with two stainless steel clamping straps for fixing.

Choose the correct size of RONDO Protect sealing collar corresponding to the outer diameter of the medium pipe to be waterproofed.



Soiled pipe walls must be cleaned prior to installing the **RONDO sealing collar**.

Soaking in warm water (approx. 10 minutes) makes the sealing collar even easier to install, especially at low temperatures.


The **RONDO sealing collar** is pulled on from the spigot end before the pipe is installed.



The **RONDO sealing collar** should be mounted centrally on the wall/floor plate.


The minimum concrete cover of 5 cm must not be undercut.

The distance to the surrounding reinforcement or other components must be at least 3 cm.



Apply lubricant to the clamping range of the strap, then tighten the clamping straps sufficiently using a screwdriver to prevent the **RONDO sealing collar** from shifting.

During concreting, ensure thorough compacting around the **RONDO sealing collar** in order to prevent defects/rock pockets.



Der **RONDO Sealing collar** is positioned in the center of the concrete component.

It reliably and permanently prevents water penetration at the outer pipe wall.

Status: 26.07.2022

Basis

All dimensions and information in this data sheet reflect the results of the laboratory tests that have been carried out. Deviations from the values determined by us under laboratory conditions are possible due to environmental and operating conditions beyond our control. The data in this data sheet only applies for the product delivered by us. The product data corresponds only to the specifications in Germany. Possible country-specific deviations are not taken into account here.

Indication of law

The technical information reflects our current knowledge of RONDO sealing collar RO 200 - Ecco. It is intended only as information for users. As we do not know the envisaged applications and processing conditions, it is the responsibility of the user to carefully check that the product is suitable for the intended purposes. Due to the different components at the installation site and the working conditions in place there, MASTERTEC cannot provide any guarantee whatsoever for the result of the work. Claims arising from any legal relationship can only be recognised in the event of wilful intent or gross negligence, irrespective of the statements made here or advice provided verbally. In this case the user must prove that he has provided MASTERTEC in writing with all the information required to correctly assess the installation situation in good time. Subject to necessary product specifications or further developments. By providing this information MASTERTEC does not intend to infringe third party rights. The latest data sheet in each case applies. Our corresponding terms and conditions of sale and delivery apply.

The previous data sheets are no longer valid

Print date 13.05.2024